



### GENERAL

The SM2 is a comfortable, self-adjusting headset with dual enclosed ear receivers and an attached broadcast-quality boom-mounted microphone. Designed for news and sports broadcasting, special events remote announcing, interviewing, and intercom systems, the SM2 permits convenient hands-free operation.

The microphone in the SM2 is a close-talking unidirectional dynamic type with a response from 50 to 15,000 Hz. Because of its noise-reducing character, it discriminates in favor of close sounds and against distant sounds. As a result, it can be used even under extremely noisy conditions without loss or masking of the voice signal. The microphone boom pivots through 155° so that the microphone can be correctly positioned at the corner of the mouth either from the left or right side. A locking thumbscrew prevents the microphone from slipping or twisting out of place.

The dual earphones have a frequency response of 100 to 8,000 Hz with excellent voice intelligibility for cue, program, sidetone, or intercom signals. High sensitivity and the enclosed ear feature help to block out room noise and ensure clarity of the incoming signal. Spring clips on the self-adjusting vertical slides and the free-swiveling action of the cushioned earpieces assure user comfort even when the headset is worn for an extended period of time.

An accessory microphone windscreen is provided to protect against wind noise and explosive breath sounds. The headset is furnished with a detachable cable having two shielded conductors for the balanced-line low-impedance microphone output, and three unshielded conductors for the 2000-ohm earphones.

### Features:

- Close-talk microphone operation and unidirectional polar pattern for effective noise reduction
- Smooth, natural microphone voice frequency response
- Microphone can be worn on right or left side, boom pivots through 155°
- Microphone boom length adjusts through 89 mm (3 1/2 in.) range

- High sensitivity enclosed ear receivers block out room noise, enhance clarity of reception
- Self-adjusting, free-swiveling cushioned earpieces promote user comfort, lower fatigue during extended periods of use
- The Shure guarantee of rugged construction and durability

### SPECIFICATIONS

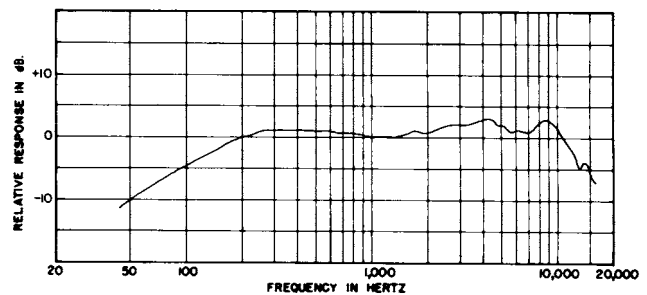
#### MICROPHONE

##### Type

Dynamic, Close-Talking

##### Frequency Response (at 8 mm [5/16 in.])

50 to 15 000 Hz (see Figure 1)

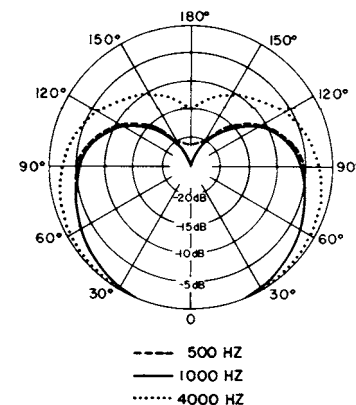


TYPICAL MICROPHONE FREQUENCY RESPONSE

FIGURE 1

#### Polar Pattern

Cardioid (unidirectional) response-uniform with frequency, symmetrical about axis (see Figure 2)



TYPICAL POLAR PATTERN

FIGURE 2

#### Impedance

Microphone rating impedance is 150 ohms (200 ohms actual) for connection to microphone inputs rated at 19 to 300 ohms

**Microphone Sensitivity** (close-talked at 1,000 Hz)  
 Open Circuit Voltage..... – 47.0 dBV/Pa\* (4.5 mV)  
 \*1 Pa=94 dB SPL

**Hum Sensitivity** (typical)  
 38.4 dB equivalent SPL in 1 m0e field

**Polarity**  
 Positive pressure on diaphragm produces positive voltage on RED cable lead with respect to BLACK cable lead

**RECEIVERS**

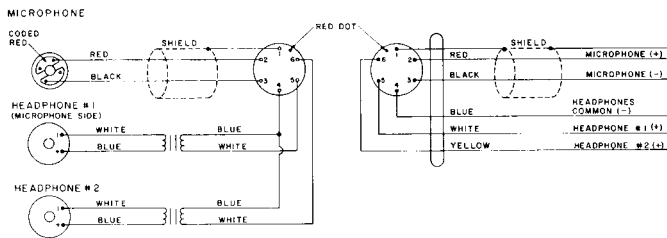
**Type**  
 Dynamic

**Frequency Response**  
 100 to 8,000 Hz

**Impedance**  
 2,000 ohms at 1 kHz

**Output Level** (at each ear)  
 104.0 dB SPL with 1.4V at 1 kHz (1.0 mW into 6 cc cavity)

**Polarity**  
 Positive voltage on WHITE and/or YELLOW cable leads produces positive pressure at receiver



INTERNAL CONNECTIONS  
**FIGURE 3**

**GENERAL**

**Cable**  
 2m (6.5 ft) detachable, five conductor (two conductors shielded), with 6-pin threaded connector to mate with connector on headset

**Construction Material**  
 Soft durable covered steel headband, chrome-plated steel receiver brackets, soft durable covered padded earpieces, black thermoplastic microphone housing, stainless steel grille and boom.

**Dimensions**

See Figure 4

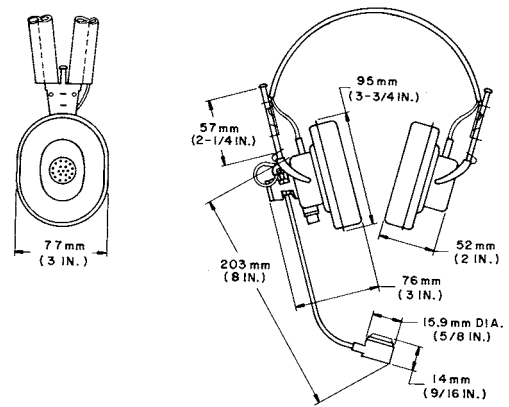
**Net Weight** (less cable)  
 290 grams (10.2 oz)

**CERTIFICATION**

Eligible to bear CE Marking. Conforms to European EMC Directive 89/336/EEC. Meets applicable tests and performance criteria in European Standard EN55103 (1996) parts 1 and 2, for residential (E1) and light industrial (E2) environments.

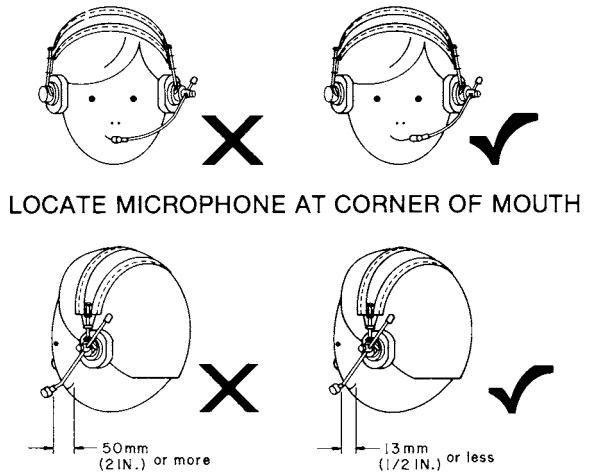
**POSITIONING THE MICROPHONE**

Put on the headset with the microphone boom on the desired side. Adjust the earpiece extensions by putting down or pushing up until the headset is most comfortable. Loosen the thumbscrew holding the microphone.



OVERALL DIMENSIONS  
**FIGURE 4**

boom in the pivot housing. Pivot and slide the microphone until it is located as close as possible to the outside corner of the mouth (not directly in front.) Tighten the thumbscrew.



LOCATE MICROPHONE AT CORNER OF MOUTH  
 LOCATE MICROPHONE CLOSE TO MOUTH  
**FIGURE 5**

**WARNING**

Sustained high volume levels may adversely affect the user's hearing. Make sure the volume is set to a very low level before putting on the headset. Then gradually raise the volume to a comfortable listening level.

**REPLACEMENT PARTS**

- Microphone Cartridge ..... R93
- Receiver Cartridge ..... 90EX2600
- Microphone Windscreen ..... RK184WS
- Cable ..... C108
- Earpad ..... 90FY2600



SHURE Incorporated <http://www.shure.com>  
 United States, Canada, Latin America, Caribbean:  
 5800 W. Touhy Avenue, Niles, IL 60714-4608, U.S.A.  
 Phone: 847-600-2000 U.S. Fax: 847-600-1212 Intl Fax: 847-600-6446  
 Europe, Middle East, Africa:  
 Shure Europe GmbH, Phone: 49-7131-72140 Fax: 49-7131-721414  
 Asia, Pacific:  
 Shure Asia Limited, Phone: 852-2893-4290 Fax: 852-2893-4055